
















































	HBG656LS1	HBG655BS1	HBG634BS1
	              	              	              
Product Description	MULTIFUNCTION OVEN	MULTIFUNCTION OVEN	MULTIFUNCTION OVEN
Heating Methods	4D hot air, Hotair Eco, Top/bottom heat, Top/bottom heat Eco, Hot air grilling, Full width grill, Half width grill, Pizza setting, Bottom heat, Slow cooking, Defrost, Plate warming, Keep warm	4D hot air, Hotair Eco, Top/bottom heat, Top/bottom heat Eco, Hot air grilling, Full width grill, Half width grill, Pizza setting, Bottom heat, Slow cooking, Defrost, Plate warming, Keep warm	4D hot air, Hotair Eco, Top/bottom heat, Top/bottom heat Eco, Hot air grilling, Full width grill, Half width grill, Pizza setting, Bottom heat, Slow cooking, Defrost, Plate warming, Keep warm
Comfort and Safety	Oven Capacity: 71 Litres Temperature range 30 °C - 300 °C 3x 2,5"-TFT color and graphics display with direct touch function Temperature proposal Actual temperature display Sabbath setting SoftClose oven door, soft opening Dish categories PerfectRoast meat Probe Baking sensor Electronic clock Rapid heating-up Halogen interior lighting, Switch for oven illumination Stainless-steel fan Info button Maximum window temperature 40° C Child lock	Oven Capacity: 71 Litres Temperature range 30 °C - 300 °C 2,5"-TFT color and text display with touch control button Temperature proposal Actual temperature display AutoPilot, 10 automatic programmes Sabbath setting SoftClose oven door, soft opening Electronic clock Rapid heating-up Halogen interior lighting Stainless-steel fan Info button Maximum window temperature 40° C Child lock	Oven Capacity: 71 Litres Temperature range 30 °C - 300 °C 2,5"-TFT color and text display with touch control button Temperature proposal Actual temperature display Sabbath setting SoftClose oven door, soft opening Electronic clock Rapid heating-up Halogen interior lighting Stainless-steel fan Info button Maximum window temperature 40° C Child lock
Cleaning	Ecolyse features: ceiling, side liners, back panel EcoClean direct Full glass inner door	Ecolyse features: ceiling, side liners, back panel EcoClean direct Full glass inner door	Ecolyse features: back panel Full glass inner door
Design	Rotary swivel Cavity inner surface: Enamel anthracite Bar handle Cavity with shelf support rails, 2 level telescopic shelf rails, full extension, with Stop function	Rotary swivel Cavity inner surface: Enamel anthracite Bar handle Cavity with shelf support rails (telescopic rails available as accessory)	Rotary swivel Cavity inner surface: Enamel anthracite Bar handle Cavity with shelf support rails (telescopic rails available as accessory)
Accessories*	1 x Enamel baking tray 1 x Combination grid 1 x Universal pan	1 x Enamel baking tray 1 x Combination grid 1 x Universal pan	1 x Enamel baking tray 1 x Combination grid 1 x Universal pan
Product Specs	Overall (H x W x D): 59.5 x 59.5 x 54.8 cm Aperture (H x W x D): 58.5-59.5 x 56.0-56.8 x 55.0 cm Rating: 3650W	Overall (H x W x D): 59.5 x 59.5 x 54.8 cm Aperture (H x W x D): 58.5-59.5 x 56.0-56.8 x 55.0 cm Rating: 3650W	Overall (H x W x D): 59.5 x 59.5 x 54.8 cm Aperture (H x W x D): 58.5-59.5 x 56.0-56.8 x 55.0 cm Rating: 3650W
Barcode	4242002807898	4242002807768	4242002789019
Price Excl. VAT**	R 18 069.30	R 13 507.89	R 12 542.98
Price Incl. VAT**	R 20 599.00	R 15 399.00	R 14 299.00

*Refer to page 21 for optional accessories.

**Recommended Retail Price.

Prices include VAT and are subject to change without prior notice. Guarantee terms and conditions attached.
This price list supercedes all other price lists. No responsibility is accepted for printing errors. E&OE.

















	HBA23B150Z	HBA21B150Z	HBA11B150Z
Product Description	MULTIFUNCTION OVEN	MULTIFUNCTION OVEN	CONVENTIONAL OVEN
Heating Methods	Top / Bottom Heat, Bottom Heat, Hot Air, Hot Air Grilling, Large Grill, Small Grill, Defrost	Top / Bottom Heat, Bottom Heat, Hot Air, Hot Air Grilling, Large Grill, Small Grill, Defrost	Top / Bottom Heat, Bottom Heat, Large Grill, Small Grill
Comfort and Safety	Oven capacity: 62 Litres Electronic clock and automatic cooking timer Digital display Temperature control 50°C - 270°C Automatic Quick heat (pre-heat 30% faster) Oven window temperature max. 40°C Child lock	Oven capacity: 62 Litres Mechanical Timer Temperature control 50°C - 270°C Max. window temperature 40°C	Oven capacity: 68 Litres Mechanical timer Temperature control 50°C - 270°C
Cleaning	Rear panel with EcoClean, side and top as optional accessory Full glass inner door Smooth enamelled oven cavity	Rear panel with EcoClean, side and top as optional accessory Smooth enamelled oven cavity	Smooth enamelled oven cavity
Design	Bar Handle	Bar Handle	Bar Handle
Accessories*	1 x Aluminium Baking Tray 1 x Combination Grid 1 x Universal Tray	1 x Aluminium Baking Tray 1 x Combination Grid 1 x Universal Tray	1 x Combination Grid 1 x Universal Tray
Product Specs	Overall (H x W x D): 59.5 x 59.5 x 51.5cm Aperture (H x W x D): 57.5 – 59.7 x 56.0 x 55.0cm Rating: 3580 W	Overall (H x W x D): 59.5 x 59.5 x 51.5cm Aperture (H x W x D): 57.5 – 59.7 x 56.0 x 55.0cm Rating: 2480 W	Overall (H x W x D): 59.5 x 59.5 x 51.5cm Aperture (H x W x D): 57.5 – 59.7 x 56.0 x 55.0cm Rating: 2300 W
Barcode	4242002838342	4242002838335	4242002838328
Price Excl. VAT**	R 10 613.16	R 8 683.33	R 7 455.26
Price Incl. VAT**	R 12 099.00	R 9 899.00	R 8 499.00

*Refer to page 21 for optional accessories.

**Recommended Retail Price.

Prices include VAT and are subject to change without prior notice. Guarantee terms and conditions attached.
This price list supercedes all other price lists. No responsibility is accepted for printing errors. E&OE.





	HBN301E2Z	HVA531NS0	HGL10E150
	    	       	
Product Description	MULTIFUNCTION OVEN	90 CM BUILT-IN SINGLE OVEN	60 CM GAS BUILT-IN OVEN
Heating Methods	3D Hot air, Top/bottom heat, Full width grill, Bottom heat, Hot air grilling	Hotair Eco, Bottom heat, Hot air, Half width grill, Circulated Air, Top/bottom heat, Pizza setting, Hot air grilling, Full width grill	Full-surface grill/broiler, Max Rotisserie, Gas bottom heating
Comfort and Safety	Oven capacity: 66 Litres Temperature range 50°C-270°C Interior light Integral cooling fan	Oven capacity: 77 Litres Temperature range 50 °C-250°C Electronic clock Oven interior light with two lamps 1 level telescopic shelf Full glass inner door Integral cooling fan	Oven capacity: 60 Litres Grill heating element: Electric 1.8 KW Oven burner with Knob ignition Thermoelectric ignition Oven light
Cleaning	Removable oven door for easy-cleaning	Removable oven door for easy-cleaning	Catalytic side liners
Design	Enamelled cavity: brown Cavity with removable rack supports	Pop-out controls Oven cavity with removable rack supports	Full glass inner door - triple glazed door
Accessories*	1 x Combination Grid 1 x Enamel Baking Tray 1 x Universal Pan	2 x Enamel Baking Tray 1 x Combination Grid	1 x Grid 1 x Enamel Baking Tray 1 x Nozzle Set for Natural Gas
Product Specs	Overall (H x W x D): 59.5 x 56.0 x 54.8 cm Aperture: (H x W x D): 57.5-59.7 x 56.0 x 55.0 cm Rating: 2800W	Overall (H x W x D): 47.8 x 89.6 x 56.8 cm Aperture (H x W x D): 46.7 x 86.0 x 56.0 cm Rating: 3000 W	Overall (H x W x D): 59.2 x 59.7 x 57.0 cm Aperture: (H x W x D): 58.3 x 56.0 x 56.0 cm Rating: 1900W
Barcode	4242002906782	4242002800585	4242002753256
Price Excl. VAT**	R 6 227.19	R 21 578.07	R 6 665.79
Price Incl. VAT**	R 7 099.00	R 24 599.00	R 7 599.00

*Refer to page 21 for optional accessories.

**Recommended Retail Price.

Prices include VAT and are subject to change without prior notice. Guarantee terms and conditions attached.
This price list supercedes all other price lists. No responsibility is accepted for printing errors. E&OE.



	CMG633BS1	HMT84G654
		
Product Description	BUILT-IN MICROWAVE OVEN	BUILT-IN MICROWAVE WITH GRILL
Heating Methods	4D hot air, Hotair Eco, Hot air grilling, Full width grill, Half width grill, Plate warming 5 Microwave power settings (90W / 180W / 360W / 600W / 1000W) with inverter	900 W Microwave, Quartz grill 5 power levels: 900 W, 600 W, 360 W, 180 W, 90 W 1200 W quartz grill
Comfort and Safety	Cavity volume: 45 Litres Temperature range 30 °C - 275 °C 2,5"-TFT color and text display with touch control button Temperature proposal Actual temperature display SoftClose oven door, soft opening AutoPilot, 14 automatic programmes Electronic clock Rapid heating-up LED light Stainless-steel fan Info button Maximum window temperature 40° C Child lock Automatic switch off	cookControl - 8 automatic programmes 4 defrost programs 3 cooking programs 8 combi programs Memory-Function (1 setting) Large digital display for displaying cooking times and time of day User-friendly electronics: extremely easy and comfortable operation Timer up to 60 minutes Automatic safety switch-off Side opening door with viewing window 31.5 cm glass turntable Stainless steel interior, 25 litres
Cleaning	Microwave top door	
Design	Rotary swivel Cavity inner surface: Enamel anthracite Bar handle Cavity with shelf support rails	Glass oven door Side-hinge door User-friendly electronics with push-buttons and pop-out control
Accessories*	1 x Combination grid 1 x Universal pan	
Product Specs	Overall (H x W x D): 45.5 x 59.5 x 54.8 cm Aperture (H x W x D): 45.0 x 56.0 x 55.0 cm Rating: 3650W	Overall (H x W x D): 38.2 x 59.4 x 38.8 cm Aperture (H x W x D): 38.0 x 56.0-56.8 x 55.0 cm Rating: 1450W
Barcode	4242002789149	4242002788753
Price Excl. VAT**	R 16 402.63	R 11 314.91
Price Incl. VAT**	R 18 699.00	R 12 899.00

*Refer to page 21 for optional accessories.



**Recommended Retail Price.

Prices include VAT and are subject to change without prior notice. Guarantee terms and conditions attached.
This price list supercedes all other price lists. No responsibility is accepted for printing errors. E&OE.



	BID630NS1	BIC630NS1	CTL636ES1
Product Description	WARMER DRAWER (29 CM)	WARMER DRAWER (14 CM)	FULLY-AUTOMATIC COFFEE MAKER
Heating Methods	Heating plate made of toughened glass Temperature control in 4 levels: ca. 40 °C - 80 °C (glass surface temperature)	Heating plate made of toughened glass Temperature control in 4 levels: ca. 40 °C - 80 °C (glass surface temperature)	Flavour SensoFlow System AromaPro Concept One-touch preparation: Ristretto, Espresso, Espresso Macchiato, Coffee, Cappuccino, Latte Macchiato, Caffè Latte at the touch of a button AromaDouble Shot Beverage temperature adjustable individually: coffee 3 levels, hot water 4 levels
Comfort and Safety	Cavity volume: 52 l Loading up to 25 kg Max. loading espresso cups: 192 PC Max. loading plates: 40PC 5 Functions: dough proving, thawing of delicate foods, keeping drinks and food warm, pre-warming of crockery, gentle cooking Telescopic pull-out drawer Cool door Push & Pull	Cavity volume: 20 l Loading up to 25 kg Max. loading espresso cups: 64 PC Max. loading plates: 12PC 5 Functions: dough proving, thawing of delicate foods, keeping drinks and food warm, pre-warming of crockery, gentle cooking Telescopic pull-out drawer Cool door Push & Pull	Convenience MyCoffee: Save 8 beverages with individual names and adjustable mixing ratio of milk and espresso IndividualCup Volume: Cup sizes adjustable individually Coffee outlet and milk frother height-adjustable: Up to 15 cm high OneTouch DoubleCup: Prepare two cups simultaneously for all coffee and milk specialities Removable Water tank (2.4 l volume) Performance SilentCeram Drive CoffeeSensor Pro: The grinding unit automatically adjusts to bean variety In addition to beverages also available separately: milk foam, warm milk, hot water Reduced heat-up time: Fastest first cup Water pump with 19 bar pressure Separate chute for ground coffee Cleaning Removable brewing unit: Easy and hygienic cleaning under running water AutoMilk Clean: Fully-automatic steam cleaning of the milk system after every beverage Milk frother removable and dishwasher-proof Calc'nClean: Automatic cleaning and descaling programme Miscellaneous Bean container with aroma protection lid (500 g volume) Grinding fineness adjustable (multi-level) Display language selectable Child safety lock: Unintended brewing process not possible
Product Specs	Overall (H x W x D): 29.0 x 59.5 x 54.8 cm Aperture (H x W x D): 29.0 x 56.0 - 56.8 x 55.0 cm Rating: 810W	Overall (H x W x D): 14.0 x 59.5 x 54.8 cm Aperture (H x W x D): 14.0 x 56.0 - 56.8 x 55.0 cm Rating: 810W	Overall (H x W x D): 45.5 x 59.4 x 37.5 cm Aperture (H x W x D): 44.9 x 55.8 x 35.4cm Rating: 1700W
Barcode	4242002813912	4242002813851	4242002769226
Price Excl. VAT**	R 12 104.39	R 11 051.75	R 28 683.33
Price Incl. VAT**	R 13 799.00	R 12 599.00	R 32 699.00

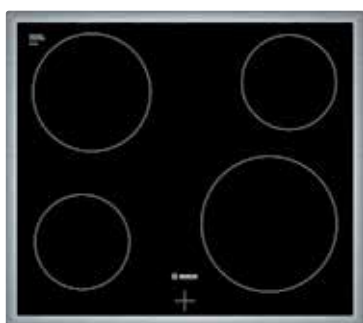



	HEA10B250 (WHILE STOCKS LAST)	HEN201E2
		
Product Description	60 CM UNDER-COUNTER CONVENTIONAL OVEN	60 CM UNDER COUNTER MULTIFUNCTION OVEN
Heating Methods	Top / Bottom Heat, Bottom Heat, Large Grill, Small Grill	Top / Bottom heat, Bottom heat, Small grill, Large grill, Circulated Air, Hot air grilling
Comfort and Safety	Oven capacity: 72 Litres Temperature control 50°C - 270°C Max. window temperature 40°C	Oven Capacity: 66 Litres Temperature range 50 °C - 270 °C Infinitely adjustable cooking zones Interior lighting
Cleaning	Smooth enamelled oven cavity	Removable oven door Full glass inner door
Design	Bar Handle To be combined with NKE645G17/NCM615A01	Cavity inner surface: brown Cavity with removable rack supports (telescopic rails available as accessory) To be combined with NKE645G17/NCM615A01
Accessories*	1 x Combination Grid 1 x Universal Tray	1 x Combination grid 1 x Universal pan
Product Specs	Overall (H x W x D): 59.5 x 59.5 x 54.8 cm Aperture (H x W x D): 60.0 x 56.0 x 55.0 cm Rating: 2800 W	Overall (H x W x D): 59.5 x 59.5 x 54.8 cm Aperture (H x W x D): 60.0 x 56.0 x 55.0 cm Rating: 2800W
Barcode	4242002491769	4242002777221
Price Excl. VAT**	R 6 402.63	R 6 139.47
Price Incl. VAT**	R 7 299.00	R 6 999.00

*Refer to page 21 for optional accessories.

**Recommended Retail Price.

Prices include VAT and are subject to change without prior notice. Guarantee terms and conditions attached.
This price list supercedes all other price lists. No responsibility is accepted for printing errors. E&OE.





	NKE645G17	NCM615A01
		
Product Description	60 CM CERAMIC HOB WITHOUT CONTROLS	60 CM HOB WITHOUT CONTROLS
Heating Methods		
Comfort and Safety	4 High Speed Cooking zones 4 Fold residual heat indicator	2 speed plates 2 normal plates
Cleaning		
Design	Stainless Steel frame Decorated HighSpeed ceramic glass To be combined with HEA10B250/HEN201E2	Stainless Steel To be combined with HEA10B250/HEN201E2
Product Specs	Overall (H x W x D): 4.5 x 57.6 x 51.5cm Aperture (H x W x D): 4.1 x 56.0 x 50.0cm Rating: 6400 W	Overall (H x W x D): 5.6 x 58.0 x 51.0 cm Aperture (H x W x D): 3.9 x 56.0 x 49.0 cm Rating: 6000 W
Barcode	4242002723556	4242002329352
Price Excl. VAT**	R 4 823.68	R 2 367.54
Price Incl. VAT**	R 5 499.00	R 2 699.00

*Refer to page 21 for optional accessories.

**Recommended Retail Price.

Prices include VAT and are subject to change without prior notice. Guarantee terms and conditions attached.
This price list supercedes all other price lists. No responsibility is accepted for printing errors. E&OE.







	PIK975N24E	PIA611F18E	PIA611B68B
Product Description	90 CM CERAMIC HOB SENSOR PLUS INDUCTION	60 CM FRAMELESS HOB INDUCTION	60 CM FRAMELESS INDUCTION HOB
Comfort and Safety	5 Induction cooking zones including 1 dual zone Timer with switch-off function for all zones Digital operation display Electronic regulation 17 power levels Safety switch-off Child lock to prevent unsupervised operation of the appliance 2 stage residual heat indicator per zone	4 Induction cooking zones Energy consumption display QuickStart function ReStart function Electronic regulation 17 power levels Alarm clock Wipe protection function PowerManagement function Main switch	4 Induction cooking zones DirectSelect 17 power levels Boost functions for all zones Timer with switch-off function for all zones Alarm clock Wipe protection function QuickStart Function ReStart Function Digital 2 stage residual heat indicator Childproof lock Safety switch-off PowerManagement Function
Design	DirectSelect control FryingSensor	DirectSelect control HighSpeed ceramic glass Frameless	DirectSelect Frameless HighSpeed ceramic glass Minimum worktop thickness 20mm
Optional Accessories	Induction pots HEZ390040 Frying sensor pan HEZ390220	Induction pots HEZ390040	Induction pots HEZ390040
Product Specs	Overall (H x W x D): 5.6 x 91.6 x 52.7cm Aperture (H x W x D): 5 x 88.0 x 49 – 50 cm Rating: 10800W	Overall: (H x W x D) 5.70 x 59.2 x 52.2 cm Aperture (H x W x D): 51.0 x 56.0 x 49.0-50.0 cm Rating: 4600W	Overall: (H x W x D): 5.1 x 59.2 x 52.2cm Aperture: (H x W x D): 5.1 x 56.0 x 49.0 - 50.0 - 49.0cm Rating: 2990W
Barcode	4242002477251	4242002736365	4242002736235
Price Excl. VAT**	R 18 683.33	R 8 771.05	R 5 350.00
Price Incl. VAT**	R 21 299.00	R 9 999.00	R 6 099.00

*Refer to page 21 for optional accessories.

**Recommended Retail Price.

Prices include VAT and are subject to change without prior notice. Guarantee terms and conditions attached.
This price list supercedes all other price lists. No responsibility is accepted for printing errors. E&OE.











	PKV975N24D		PKN675N14D		PRY626B70E
					
Product Description	90 CM CERAMIC HOB		60 CM CERAMIC HOB		60 CM CERAMIC / GAS ELECTRIC HOB
Comfort and Safety	5 High Speed cooking zones, incl. 1 triple ring 1 dual zone, 1 extendable triple zone Timer with switch-off function for all zones Digital operation display Electronic regulation 17 power levels Safety switch-off Child lock to prevent unsupervised operation of the appliance 2 stage residual heat indicator per zone		4 High Speed cooking zones, incl. 1 double ring / elongated zone, 1 double ring zone Timer with switch-off function for all zones Digital operation display Electronic regulation 17 power levels Automatic boil start Safety switch-off Child lock Wipe protection function 2 stage residual heat indicator per zone		1 High Speed burner (2.80kW) 1 Standard burner (1.90kW) 1 Economy burner (1.10kW) 1 Electric cooking zone Flame failure device, if the flame cuts out the gas supply stops 1 Hand electric ignition Residual heat indicator Only natural gas or LPG bottled gas (butane & propane) may be used
Design	DirectSelect control FryingSensor		DirectSelect control Facetted design, front and rear Minimum worktop thickness: 20mm		Cast iron pan supports dishwasher safe
Optional Accessories	Connecting strip HEZ394301 Frying sensor pan HEZ390220		Connecting strip HEZ394301		Simmer Plate HZ298105
Product Specs	Overall (H x W x D): 5.0 x 91.6 x 52.7cm Aperture (H x W x D): 4.4 x 88.0 x 50.0cm Rating: 9450W		Overall (H x W x D): 5.0 x 60.6 x 52.7 cm Aperture (H x W x D): 4.4 x 56.0 x 50.0 cm Rating: 7900W		Overall (H x W x D): 4.7 x 60.6 x 52.7cm Aperture (H x W x D): 4.5 x 56.0 x 49.0cm Rating: 1800W
Barcode	While stocks last PKV975N24D 4242002469508	NEW PKV975DC1D 4242002864945	While stocks last PKN675N14D 4242002466309	NEW PKN675DB1D 4242002830926	4242002707303
Price Excl. VAT**	R 14 735.66		R 13 507.89		R 11 841.23
Price Incl. VAT**	R 16 799.00		R 15 399.00		R 13 499.00

*Refer to page 21 for optional accessories.

**Recommended Retail Price.

Prices include VAT and are subject to change without prior notice. Guarantee terms and conditions attached.
This price list supercedes all other price lists. No responsibility is accepted for printing errors. E&OE.







	PKF675F17E	PKE645C17E	PKE611D17E	NCT615C01
	 	 		
Product Description	60 CM CERAMIC HOB, BRUSHED STEEL	60 CM CERAMIC HOB	60 CM CERAMIC HOB	60 CM STAINLESS STEEL HOB WITH CONTROLS
Comfort and Safety	4 HighSpeed cooking zones including 1 double ring zone Timer with switch-off function for all zones 17 power levels Digital operation display Automatic boil start Safety switch-off Childproof lock Wipe protection function 2 stage residual heat indicator Alarm clock	4 HighSpeed cooking zones 9 power levels Residual heat indicator	4 HighSpeed cooking zones Touch Control 17 power levels Electronic display Digital 2 stage residual heat indicator Childproof lock Safety switch-off ReStart Function	4 High speed plates On/Off LED indicator
Design	DirectSelect control Comfort profile Minimum worktop thickness: 20mm	Top controls Stainless steel frame	Touch Control Frameless Minimum worktop thickness: 20mm	Stainless steel Hob with side control
Optional Accessories	Connecting strip HEZ394301			
Product Specs	Overall (H x W x D): 50.0 x 60.6 x 57.7 cm Aperture (H x W x D): 4.4 x 56.0 x 52.7 cm Rating: 6600 W	Overall (H x W x D): 51.0 x 58.3 x 51.3 cm Aperture (H x W x D): 4.8 x 56.0 x 49.0-50.0 cm Rating: 6600W	Overall: (H x W x D): 45.0 x 59.2 x 52.2cm Aperture: (x W x D): 45.0 x 56.0 x 49.0 - 50.0cm Rating: 6600W	Overall (H x W x D): 5.6 x 58.0 x 51.0 cm Aperture (H x W x D): 3.9 x 56.0 x 49.0 cm Rating: 7000 W
Barcode	4242002721798	4242002720098	4242002723914	4242002319247
Price Excl. VAT**	R 12 016.67	R 6 227.19	R 5 964.04	R 3 858.77
Price Incl. VAT**	R 13 699.00	R 7 099.00	R 6 799.00	R 4 399.00

*Refer to page 21 for optional accessories.

**Recommended Retail Price.

Prices include VAT and are subject to change without prior notice. Guarantee terms and conditions attached.
This price list supercedes all other price lists. No responsibility is accepted for printing errors. E&OE.










	PCR915B91E	PCQ715B90Z	PCP615B90E
	 		
Product Description	90 CM GAS HOB WITH WOK BURNER	70 CM GAS HOB WITH WOK BURNER	60 CM GAS HOB
Comfort and Safety	5 Gas burner 1 Dual wok burner 5.0kW 1 High Speed burner 3.0kW 2 Standard burner 1.7kW 1 Eco burner 1.0kW Electronic Ignition via front controls Flame failure device Only natural gas or LPG bottled gas (butane & propane) may be used	5 Gas burner 1 Wok burner, 4.0kW 1 High Speed burner, 3.0kW 2 Standard burners, 1.7kW 1 Eco burner, 1.0kW Electronic Ignition via front controls Flame failure device Only natural gas or LPG bottled gas (butane & propane) may be used	4 Gas burner 1 High Speed burner, 3.0kW 2 Standard burners, 1.7kW 1 Eco burner, 1.0kW Electronic Ignition via front controls Flame failure device Only natural gas or LPG bottled gas (butane & propane) may be used
Design	Cast iron pan supports Stainless Steel	Cast iron pan supports Stainless Steel	Cast Iron pan supports Stainless Steel
Accessory*	HEZ298105 Simmer Plate HEZ298107 Wok Ring	HEZ298105 Simmer Plate	HEZ298105 Simmer Plate
Product Specs	Overall (H x W x D): 5.3 x 91.5 x 52cm Aperture (H x W x D): 4.5 x 85.0 x 49.0 - 50.0cm Rating: 9450W	Overall (H x W x D): 5.2 x 57.5 x 50.5cm Aperture (H x W x D): 4.8 x 56.0 x 49.0cm	Overall (H x W x D): 5.2 x 58.2 x 52.0cm Aperture (H x W x D): 4.3 x 56.0 x 48.0cm
Barcode	4242002488707	4242002488158	4242002488042
Price Excl. VAT**	R 10 262.28	R 8 683.33	R 5 788.60
Price Incl. VAT**	R 11 699.00	R 9 899.00	R 6 599.00

*Refer to page 21 for optional accessories.

**Recommended Retail Price.

Prices include VAT and are subject to change without prior notice. Guarantee terms and conditions attached.
This price list supercedes all other price lists. No responsibility is accepted for printing errors. E&OE.






	PCP615B80Z	PBP6B5B80L (AVAILABLE 2ND QUARTER)	PRS926B70E	PPP616B21E
			  	 
Product Description	60 CM GAS HOB	60 CM GAS HOB WITH INTEGRATED CONTROLS, BRUSHED STEEL	90 CM CERAMIC GAS HOB	60 CM TEMPERED GLASS
Comfort and Safety	4 Gas burner 1 High Speed burner, 3.0kW 2 Standard burners, 1.7kW 1 Eco burner, 1.0kW Electronic ignition via front controls Flame failure device Only natural gas or LPG bottled gas (butane & propane) may be used	4 Gas burner 1 High Speed burner, 3.0kW 2 Standard, 1.7kW 1 Eco burner, 1.0kW Ignition via control knob Flame failure safety device Only natural gas or LPG bottled gas (butane & propane) may be used	5 Gas burner 1 Dual wok burner 6KW 1 High Speed 2.8KW, 2 Standard 1.9KW 1 Eco burner 1.1KW Electronic ignition via front controls Flame failure device Only natural gas or LPG bottled gas (butane & propane) may be used	5 Gas burner 1 High Speed burner, 3.0kW 2 Standard burner, 1.70kW 1 Economy burner, 1.0kW Electronic ignition via front controls Flame failure device Only natural gas or LPG bottled gas (butane & propane) may be used
Design	Enamelled pan supports Stainless Steel	Steel pan supports	Cast iron pan supports dishwasher safe One hand ignition	Cast iron pan supports dishwasher safe Two built-in possibilities: Flush fitting in stone & tiled work surface On top of worktop
Accessory*	HEZ298105 Simmer Plate	HEZ298105 Simmer plate	HEZ298105 Simmer Plate	HEZ298105 Simmer Plate
Product Specs	Overall (H x W x D): 5.2 x 58.2 x 52.0cm Aperture (H x W x D): 4.3 x 56.0 x 48.0cm	Overall (H x W x D): 4.3 x 58.0 x 51.0cm Aperture (H x W x D): 4.3 x 56.0-56.0 x 48.0-49.0cm	Overall (H x W x D): 5.7 x 91.6 x 52.7cm Aperture (H x W x D): 4.5 x 85.0 x 49.0cm	Overall (H x W x D): 4.7 x 59.0 x 52.0cm Aperture (H x W x D): 4.5 x 56.0 x 49.0cm
Barcode	4242002488035	4242002831930	4242002707006	4242002596068
Price Excl. VAT**	R 4 385.09	R 2 893.86	R 15 437.72	R 7 718.42
Price Incl. VAT**	R 4 999.00	R 3 299.00	R 17 599.00	R 8 799.00

*Refer to page 21 for optional accessories.

**Recommended Retail Price.

Prices include VAT and are subject to change without prior notice. Guarantee terms and conditions attached.
This price list supercedes all other price lists. No responsibility is accepted for printing errors. E&OE.






	PKF375V14E		PSB326B21E	PKU375FB1E (AVAILABLE 3RD QUARTER)
				
Product Description	30 CM CERAMIC HOB		30 CM 2 BURNER GAS HOB	30 CM BARBEQUE GRILL
Comfort and Safety	2 High speed cooking zones, incl. 1 dual zone 9 Power levels 2 Residual heat indicator		1 High Speed Burner, 3.0kW 1 Normal Burner, 1.7kW Electronic Ignition via front controls Flame failure device Only natural gas or LPG bottled gas (butane & propane) may be used	1 Grill zone on cast pan support Stainless steel grill to be used with water or lava stones DirectSelect touch control Electronic display 17 power levels Timer ReStart Function Drain valve Power on indicator light Display of the heat up phase 2-fold residual heat indication Childproof lock Safety switch-off
Design	Ceramic Glass Facetted design		Cast iron pan supports Ceramic glass Facetted design	Comfort profile HighSpeed ceramic glass Removable black glass lid
Accessory to Match Vario*	HEZ394301 Joining strip		HEZ394301 Joining strip HEZ298105 Simmer Plate	1 x lava stones
Product Specs	Overall (H x W x D): 4.74x 30.6 x 52.7cm Aperture (H x W x D): 3.8 x 27.0 x 49.0-50.0cm Rating: 3200 W		Overall (H x W x D): 5.7 x 30.6 x 52.7cm Aperture (H x W x D): 4.5 x 27.0 x 49.0-50.0cm	Overall (H x W x D):23.5 x 30.6 x 52.7 cm Aperture: (H x W xD): 23.5 x 27.0 x 49.0 cm Rating: 2400W
Barcode	While stocks last PKF375V14E 4242002473215	NEW PKF375CA1E 4242002835976 (Available 3rd quarter)	4242002632247	4242002833880
Price Excl. VAT**	R 9 385.09		R8 683.33	R 11 928.95
Price Incl. VAT**	R 10 699.00		R 9 899.00	R 13 599.00

*Refer to page 21 for optional accessories.

**Recommended Retail Price.

Prices include VAT and are subject to change without prior notice. Guarantee terms and conditions attached.
This price list supercedes all other price lists. No responsibility is accepted for printing errors. E&OE.



	PSA326B21E	PCD345D	PCX345E0
			
Product Description	30 CM GAS WOK BURNER	30 CM 2 BURNER GAS HOB	30 CM STAINLESS STEEL TWO PLATE HOB
Comfort and Safety	1 Triple circuit burner 4kW Electronic ignition via front controls Flame failure device Only natural gas or LPG bottled gas (butane & propane) may be used	1 High Speed burners 3.0 kW 1 Normal burner 1.0 kW 1 Hand electric ignition Flame failure device Only natural gas or LPG bottled gas (butane & propane) may be used	2 Adjustable high-speed hotplates Power on indicator light
Design	Cast iron pan supports Ceramic glass Facetted design	Enamel pan support Front control Stainless Steel	Front controls Stainless Steel
Accessory to Match Vario*	HEZ394301 Joining strip HEZ298105 Simmer Plate	NEZ34VLA Joining Strip HEZ298105 Simmer Plate	NEZ34VLA Joining Strip
Product Specs	Overall (H x W x D): 4.7 x 30.6 x 52.7cm Aperture (H x W x D): 4.5 x 27.0 x 49.0-50.0cm	Overall (H x W x D): 5.18 x 28.8 x 50.5 cm Aperture (W x D): 26.8 x 49.0 cm	Overall (H x W x D): 3.76 x 28.8 x 50.5 cm Aperture (W x D): 26.8 x 49.0 cm Rating: 3500 W
Barcode	4242002632223	4242002325392	4242002752167
Price Excl. VAT**	R 8 683.33	R 2 806.14	R 2 542.98
Price Incl. VAT**	R 9 899.00	R 3 199.00	R 2 899.00

*Refer to page 21 for optional accessories.

**Recommended Retail Price.

Prices include VAT and are subject to change without prior notice. Guarantee terms and conditions attached.
This price list supercedes all other price lists. No responsibility is accepted for printing errors. E&OE.






	DIA098E50	DIB097A50	DWA097E50
			
Product Description	90 CM ISLAND EXTRACTOR EXHAUST OR RECIRCULATION OPERATION	90 CM ISLAND EXTRACTOR EXHAUST OR RECIRCULATION OPERATION	90 CM WALL MOUNTED EXTRACTOR EXHAUST OR RECIRCULATION OPERATION
Comfort and Safety	Electronic controls via push buttons with digital display 3 Speed settings plus 2 intensive settings Automatic 10 minute run-on facility Twin channel high performance fan motor Rim ventilation SoftLight and dimmer function Metal grease filter, dishwasher safe Efficient BLDC-technology	Electronic controls via push buttons 3 Speed settings plus intensive setting Automatic 6 minute run on facility Twin channel high performance fan motor Metal grease filter, dishwasher safe Efficient BLDC-technology	Electronic controls via push buttons with digital display 3 Speed settings plus 2 intensive setting with automatic reset facility Automatic 10 minute run-on facility Twin channel high performance fan motor Metal grease filter, dishwasher safe Efficient BLDC-technology
Design	Stainless Steel with glass canopy 4 x 3W LED lighting	Stainless Steel Box design 4 x 3W LED	Stainless Steel with glass canopy 2 x 3W LED lighting
Minimum Clearance Above Cooking Point	Gas Appliances: 65.0cm Electrical Appliances: 55.0cm	Gas Appliances: 65.0cm Electrical Appliances: 55.0cm	Gas Appliances: 65.0cm Electrical Appliances: 55.0cm
Special Accessories*	LZ22120 Wall duct Box 999120 Flex hose DHZ5365 Recirculation Kit DHZ5326 Carbon Filter (Chimney extensions available on request)	LZ22120 Wall duct Box 999120 Flex hose DHZ5385 Recirculation Kit DHZ5346 Active Carbon Filter (Chimney extensions available on request)	LZ22120 Wall duct Box 999120 Flex hose DHZ5325 Recirculation Kit DHZ5326 Carbon Filter (Chimney extensions available on request)
Product Specs	Height Exhaust (H x W x D): 75.1–105.1 x 90.0 x 68.0 cm Height Recirculation (H x W x D): 81.9 – 105.1 x 90.0 x 68.0 cm Rating: 172 W Normal extraction 450 m³/h Intensive Extraction: 800 m³/h Noise level, normal use: 59 dB	Height Exhaust (H x W x D): 74.4 - 92.4 x 90.0 x 60.0 cm Height Recirculation (H x W x D): 74.4 - 104.4 x 90.0 x 38.8 cm Power rating: 142 W Normal Extraction: 460 m³/h Intensive Extraction: 730 m³/h Noise Level, normal use: 54 dB	Height Exhaust (H x W x D): 63.4 – 95.4 x 90.0 x 54.0 cm Height Recirculation (H x W x D): 63.4 – 106.4 x 90.0 x 54.0 cm Rating: 136 W Normal extraction 450 m³/h Intensive Extraction: 680 m³/h Noise level, normal use: 50 dB
Barcode	4242002775432	4242002768991	4242002761132
Price Excl. VAT*	R 24 121.93	R 8 683.33	R 15 174.56
Price Incl. VAT*	R 27 499.00	R 9 899.00	R 17 299.00

*Refer to page 21 for optional accessories.

**Recommended Retail Price.

Prices include VAT and are subject to change without prior notice. Guarantee terms and conditions attached.
This price list supercedes all other price lists. No responsibility is accepted for printing errors. E&OE.





	DWK098G60 (AVAILABLE 2ND QUARTER)	DWK09G660	DWK098E52
			
Product Description	90CM WALL MOUNTED EXTRACTOR, BLACK GLASS CANOPY, EXHAUST OR RECIRCULATION OPERATION	90CM WALL MOUNTED EXTRACTOR BLACK GLASS CANOPY, EXHAUST OR RECIRCULATION OPERATION	90 CM WALL MOUNTED EXTRACTOR INCLINE DESIGN, EXHAUST OR RECIRCULATION OPERATION
Comfort and Safety	Touch control with Electronic display 4 Speed settings plus intensive setting Automatic 15 minute run on facility Twin channel high performance fan motor Rim Ventilation Light dimmer function Metal grease filter, dishwasher safe Saturation indicator for metal and charcoal filter Efficient BLDC-technology	Touch control with Electronic display 4 Speed settings plus intensive setting Automatic 15 minute run on facility Twin channel high performance fan motor Rim Ventilation Light dimmer function Metal grease filter, dishwasher safe Saturation indicator for metal and charcoal filter Efficient BLDC-technology	Electronic controls via push buttons with digital display 3 Speed settings plus 2 intensive setting Automatic 10 minute run on facility Twin channel high performance fan motor Filter cover stainless steel Metal grease filter, dishwasher safe Efficient BLDC-technology
Design	Inclined design Black glass Filter cover glass 2 x 1W LED spotlights	Inclined design Black glass Filter cover glass 2 x 1W LED spotlights	Stainless Steel with glass canopy 2 x 3W LED lighting
Minimum Clearance Above Cooking Point	Electric / Gas Appliances: 45.0 cm (Gas from upper edge of pan supports)	Electric / Gas Appliances: 45.0 cm (Gas from upper edge of pan supports)	Gas Appliances: 50.0cm Electrical Appliances: 40.0cm (From upper edge of pan support)
Special Accessories*	LZ22120 Wall duct Box 999120 Flex hose DHZ5335 Recirculation Kit DHZ5316 Active Carbon Filter	LZ22120 Wall duct Box 999120 Flex hose DHZ5335 Recirculation Kit DHZ5316 Active Carbon Filter	LZ22120 Wall duct Box 999120 Flex hose DHZ5325 Recirculation Kit DHZ5326 Active Carbon Filter (Chimney extensions available on request)
Product Specs	Height Exhaust (H x W x D): 103.8 - 137.8 x 90.0 x 38.8 cm Height Recirculation (H x W x D): 103.8 - 148.8 x 90.0 x 38.8 cm Normal Extraction: 630 m³/h Intensive Extraction: 860 m³/h Noise Level, normal use: 67 dB	Height Exhaust (H x W x D): 103.8 - 137.8 x 90.0 x 38.8 cm Height Recirculation (H x W x D): 103.8 - 148.8 x 90.0 x 38.8 cm Normal Extraction: 630 m³/h Intensive Extraction: 860 m³/h Noise Level, normal use: 67 dB	Height Exhaust (H x W x D): 86.5 - 115.3 x 90.0 x 44.1 cm Height Recirculation (H x W x D): 85.5 - 126.3 x 90.0 x 44.1 cm Rating: 166 W Normal Extraction: 370 m³/h Intensive Extraction: 540 m³/h Noise Level, normal use: 59 dB
Barcode	4242002821504	4242002758435	4242002775913
Price Excl. VAT**	R 12 981.58	R 12 542.98	R 10 613.16
Price Incl. VAT**	R 14 799.00	R 14 299.00	R 12 099.00

*Refer to page 21 for optional accessories.

**Recommended Retail Price.

Prices include VAT and are subject to change without prior notice. Guarantee terms and conditions attached.
This price list supercedes all other price lists. No responsibility is accepted for printing errors. E&OE.





	DWB094W50B	DWB097E51
		
Product Description	90 CM WALL MOUNTED EXTRACTOR EXHAUST OR RECIRCULATION OPERATION	90 CM WALL MOUNTED EXTRACTOR EXHAUST OR RECIRCULATION OPERATION
Comfort and Safety	Rocker switches for extractor speed and lighting 3 Speed settings Twin channel high performance fan motor Metal grease filter, dishwasher safe	Electronic push button controls with digital display 3 Speeds plus 2 intensive settings Automatic 10 minute run on facility Twin channel high performance fan motor Soft light and dimmer function Saturation indicator for metal and grease filter Metal grease filter, dishwasher safe Efficient BLDC technology
Design	Stainless Steel Lighting with halogen bulbs 2 x 20 W	Stainless Steel 3 x 3W LED lights
Minimum Clearance Above Cooking Point	Gas Appliances: 65.0cm Electrical Appliances: 55.0cm	Gas Appliances: 65.0cm Electrical Appliances: 55.0cm
Special Accessories*	LZ22120 Wall duct Box 999120 Flex hose DHZ5345 Recirculation Kit DHZ5346 Active Carbon Filter (Chimney extensions available on request)	LZ22120 Wall Duct Box 999120 Flex Hose DHZ5345 Recirculation Kit DHZ5346 Active Carbon Filter (Chimney extensions available on request)
Product Specs	Height Exhaust (H x W x D): 64.2 – 95.4 x 90.0 x 50.0 cm Height Recirculation (H x W x D): 64.2 – 106.4 x 90.0 x 50.0 cm Rating: 170 W Max. Extraction: 470 m³/h Noise Level, normal use: 58 dB	Height Exhaust (H x W x D): 64.2-95.4 x 90.0 x 50.0 cm Height Recirculation (H x W x D): 64.2-106.4 x 90.0 x 50.0 cm Power rating: 139 W Normal Extraction: 460 m³/h Intensive extraction: 730 m³/h Noise Level, normal use: 64 dB
Barcode	4242002779553	4242002775982
Price Excl. VAT**	R 9 297.37	R 8 420.18
Price Incl. VAT**	R 10 599.00	R 9 599.00

*Refer to page 21 for optional accessories.

**Recommended Retail Price.

Prices include VAT and are subject to change without prior notice. Guarantee terms and conditions attached.
This price list supercedes all other price lists. No responsibility is accepted for printing errors. E&OE.





	DWW09W650Z	DWW06W650Z
		
Product Description	90 CM WALL MOUNTED EXTRACTOR EXHAUST OR RECIRCULATION OPERATION	60 CM WALL MOUNTED EXTRACTOR EXHAUST OR RECIRCULATION OPERATION
Comfort and Safety	Rocker switches for extractor speed and light 3 Speed settings Twin channel high performance fan motor Metal grease filter, dishwasher safe	Rocker switches for extractor speed and light 3 Speed settings Twin channel high performance motor Metal grease filter, dishwasher safe
Design	Stainless Steel 2 x 30W halogen lights	Stainless Steel 2 x 30W halogen bulbs
Minimum Clearance Above Cooking Point	Gas Appliances: 65.0cm Electrical Appliances: 55.0cm	Gas Appliances: 65.0cm Electrical Appliances: 55.0cm
Special Accessories*	LZ22120 Wall Duct Box 999120 Flex Hose DHZ5275 Recirculation Kit DHZ5276 Active Carbon Filter (Chimney extensions available on request)	LZ22120 Wall Duct Box 999120 Flex Hose DHZ5275 Recirculation Kit DHZ5276 Active Carbon Filter
Product Specs	Height Exhaust (H x W x D): 65.3-98.2 x 90.0 x 50.00 cm Height Recirculation (H x W x D): 65.3-109.7 x 90.0 x 50.00 cm Rating: 230 W Max. Extraction: 650 m³/h Noise Level, normal use: 60 dB	Height Exhaust (H x W x D): 79.3-97.0 x 60.0 x 50.0 cm Height Recirculation (H x W x D): 79.3-97.0 x 60.0 x 50.0 cm Rating: 235 W Max. Extraction: 650 m³/h Noise Level, normal use: 68 dB
Barcode	4242002846064	4242002847146
Price Excl. VAT**	R 5 350.00	R 4 648.25
Price Incl. VAT**	R 6 099.00	R 5 299.00

*Refer to page 21 for optional accessories.

**Recommended Retail Price.

Prices include VAT and are subject to change without prior notice. Guarantee terms and conditions attached.
This price list supercedes all other price lists. No responsibility is accepted for printing errors. E&OE.





	DHI945F		DFL064W50
			
Product Description	90CM VISOR EXTRACTOR EXHAUST OR RECIRCULATION OPERATION		60CM TELESCOPIC EXTRACTOR EXHAUST OR RECIRCULATION OPERATION
Comfort and Safety	Sliding switch control for extractor speed settings 3 Speed settings, plus intensive setting Quiet operation due to 2 high speed fans Metal grease filter, dishwasher safe		Rocker switches for extractor speeds and light Automatic On/Off operation when telescopic canopy is pulled out and pushed back 3 Speed settings Metal grease filter, dishwasher safe
Design	Built under cupboard 90 cm Worktop lighting with halogen lights (3 x 20 Watt) Finishing strip not included		Slimline hood 2 x 20 W halogen lights
Minimum Clearance Above Cooking Point	Gas Appliances: 65.0cm Electrical Appliances: 55.0cm		Gas Appliances: 65.0cm Electrical Appliances: 55.0cm
Special Accessories*	LZ22120 Wall Duct Box 999120 Flex Hose DHZ4505 Recirculation Kit DHZ4950 Finishing Strip DHZ4910 Mounting Set DHZ4506 Carbon Filter		DSZ4545 Recirculating kit DSZ4551 Active carbon filter DSZ4652 Handle strip white DSZ4655 Handle strip DSZ4656 Handle strip black
New Required Installation Accessories	For DFR097A50: DSZ4565 Recirculation Kit DSZ4561 Active Carbon Filter DSZ4955 Handle Strip DSZ4960 Lowering Frame DSZ4920 Installation Kit for 90cm wide wall unit		
Product Specs	Aperture (H x W x D): 43.0 x 89.4 x 27.3 cm Rating: 400 W Max. extraction: 500 m³/h Noise Level, normal use: 62 dB		Aperture (H x W x D): 16.2 x 52.6 x 29.0 mm Rating: 145 W Maximum extraction: 400 m³/h Noise Level, normal use: 68 dB
Barcode	While stocks last DHI945F 4242002311586	NEW DFR097A50 4242002872551 (Available 2nd quarter)	4242002872551
Price Excl. VAT**	R 7 542.98		R 4 999.12
Price Incl. VAT**	R 8 599.00		R 5 699.00

*Refer to page 21 for optional accessories.

**Recommended Retail Price.

Prices include VAT and are subject to change without prior notice. Guarantee terms and conditions attached.
This price list supercedes all other price lists. No responsibility is accepted for printing errors. E&OE.



	DHL535CZ	DHU635GZA
		
Product Description	50 CM CANOPY HOOD EXHAUST OR RECIRCULATION OPERATION	60 CM EXTRACTOR EXHAUST OR RECIRCULATION OPERATION
Comfort and Safety	Rocker switches for extractor speeds and light 2 Speed settings plus intensive setting Metal grease filter, dishwasher safe	3 Speed settings Twin motor Charcoal cassette filter
Design	Silver Metallic For installation in a modified cupboard, above a hob 2 x 30W halogen lights	Worktop lighting (2 x 40 Watt)
Special Accessories*	LZ22120 Wall duct Box 999120 Flex hose DHZ7304 Active Carbon Filter	LZ22120 Wall Duct Box 999120 Flex Hose
Product Specs	Aperture: (H x W x D): 23.5 x 50.0 x 26.0 cm Power rating: 230 W Normal Extraction: 170 m³/h Intensive Extraction: 260 m³/h Noise Level, normal use: 55 dB	Unit dimensions (H x W x D): 13.5 x 60.0 x 49.5 cm Rating: 340 W Max. extraction: 420 m³/h Noise Level, normal use: 63 dB
Barcode	4242002846057	4242002269931
Price Excl. VAT**	R 2 806.14	R 1 665.79
Price Incl. VAT**	R3 199.00	R 1 899.00

*Refer to page 21 for optional accessories.

**Recommended Retail Price.

Prices include VAT and are subject to change without prior notice. Guarantee terms and conditions attached.
This price list supercedes all other price lists. No responsibility is accepted for printing errors. E&OE.
























Accessories for cooking appliances

ACCESSORIES FOR OVENS				
Part Number	Description	For model...	Price (excl. VAT)	Price (incl. VAT)
Optional Accessories				
HEZ432001	Universal Pan	HBN301...,HEN201...	R 420.18	R 479.00
HEZ434000	Wire Rack	HBN301...,HEN201...	R 385.09	R 439.00
HZ327000	Pizza Stone	HBG634...,HBG655...,HBG656...,CMG633...	R 1 051.75	R 1 199.00
HEZ634000	Wire Rack	HBG634...,HBG655...,HBG656...	R 428.95	R 489.00
HEZ631010	Baking Tray, non-stick	HBG634...,HBG655...,HBG656...	R 464.04	R 529.00
HZ634080	Wire Rack	CMG633...	R 428.95	R 489.00
HZ631010	Baking Tray, non-stick	CMG633...	R 367.54	R 419.00
HEZ915001	1.5l Glass roasting dish	HBG634...,HBG655...,HBG656...,CMG633...	R 461.58	R 549.00
HEZ6ECF0	Cookbook	HBG656L	TBC	TBC
HEZ438200	2 level telescopic shelf rails	HEN301...,HEN201...	R 1 157.02	R 1 319.00
HZ638200	2 level telescopic shelf rails, full ext	HBG634...,HBG655...	R 1 157.02	R 1 319.00
HZ638300	3 level telescopic shelf rails, full ext	HBG634...,HBG655...	1 227.19	1 399.00
ACCESSORIES FOR VARIO HOBS				
HEZ390220	Frying Sensor pan	PKV975..., PIK975N...	R 964.04	R 1 099.00
HZ298105	Simmer plate		R 578.07	R 659.00
HEZ298107	Wok Ring		R 964.04	R 1 099.00
HEZ394301	Joining Strip		R 1 051.75	R 1 199.00
NEZ34VLA	Joining Strip		R 262.28	R 299.00
INSTALLATION ACCESSORIES FOR ALL EXTRACTORS				
Accessory	For Model	Description	Price (excl VAT)	Price (incl VAT)
DHZ3405	Recirculation Kit	DHI635H	R 481.58	R 549.00
DHZ4505	Recirculation Kit	DHI945F	R 525.44	R 599.00
DHZ5365	Recirculation Kit	DIA098E50	R 639.47	R 729.00
DHZ5325	Recirculation Kit	DWK098E52 / DWA097E50	R 639.47	R 729.00
DHZ5345	Recirculation Kit	DWB094W50B/DWB097E51	R 639.47	R 729.00
DHZ5275	Recirculation Kit	DWW09/DWW06	R 639.47	R 729.00
DHZ5315	Recirculation Kit	DWK09G660	R 639.47	R 729.00
DHZ5335	Recirculation Kit	DWK098G60	R 639.47	R 729.00
DHZ5385	Recirculation Kit	DIB097A50	R 639.47	R 729.00
DHZ3406	Carbon Filter	DHI635H	R 700.88	R 799.00
DHZ7304	Carbon Filter	DHL535CZ	R 639.47	R 729.00
DHZ5316	Carbon Filter	DWK09G660/ DWK09G60	R 639.47	R 729.00
DHZ4950	Finishing strip	DHI945F	R 525.44	R 599.00
DHZ3350	Finishing strip	DHI635H	R 525.44	R 599.00
DHZ4910	Mounting Set	DHI945F	R 639.47	R 729.00
DHZ5276	Carbon Filter	DWW09/ DWW06	R 525.44	R 599.00
DHZ4506	Carbon Filter	DHI945F	R 639.47	R 729.00
DHZ5326	Carbon Filter	DIA09E850/ DWK098E52/ DWA097E50	R 639.47	R 729.00
DHZ5346	Carbon Filter	DWB09W650/ DWB094W50B/ DWB097E51/ DIB097A50	R 639.47	R 729.00
DSZ4561	Active Carbon Filter	DFR097A50	R 639.47	R 729.00
DSZ4565	Recirculation Kit	DFR097A50	R 451.00	R 605.00
DSZ4920	Installation Kit for 90cm wide wall unit	DFR097A50	R 451.00	R 605.00
DSZ4955	Handle Strip	DFR097A50	R 451.00	R 605.00
DSZ4960	Lowering Frame	DFR097A50	TBC	TBC
DSZ4551	Active Carbon Filter	DFL064W50	R 639.47	R 729.00
DSZ4545	Recirculation Kit	DFL064W50	R 451.00	R 605.00
DSZ4655	Handle Strip	DFL064W50	R 451.00	R 605.00
LZ22120	Wall Duct Box	All	R 744.74	R 849.00
999120	Flex Hose	All	R 525.44	R 599.00





















****Recommended Retail Price.**

Prices include VAT and are subject to change without prior notice. Guarantee terms and conditions attached.
This price list supercedes all other price lists. No responsibility is accepted for printing errors. E&OE.



	KIF42P60	GIN38P60	KIS87AF30	KUR15A65
	   	   	        	     
Product Description	320 LITRE BUILT-IN FULL FRIDGE COOL PROFESSIONAL	237 LITRE BUILT-IN FULL FREEZER COOL PROFESSIONAL	272 LITRE BUILT-IN FRIDGE FREEZER COMBINATION	141 LITRE BUILT-UNDER REFRIGERATOR
Product features	100% CFC/HFC free Anti-Bacteria – permanent barrier against fungi for fresher food Dynamic cooling via integrated fan Auto Defrost LED electronic control SUPER cool function with automatic switch off Acoustic and visual alarm warning system Door right hinged, reversible Complete ventilation through the plinth	100% CFC/HFC free No Frost Freezer LED electronic control SUPER freeze with automatic switch off Acoustic and visual alarm warning system Freezing capacity: 25kg in 24 hours Storage time in event of power failure: 11 hours Door left hinged, reversible Complete ventilation through the plinth	100% CFC/HFC free Anti Bacteria – permanent barrier against fungi for fresher food Automatic defrosting in refrigerator section Low frost freezer section FreshSense: Constant temperature by intelligent sensor technology Two cooling systems Electronic temperature regulation SUPER cool function SUPER freeze function with automatic switch off Holiday mode Acoustic and visual alarm warning system with memory function Freezing capacity: 7kg/24hrs Storage time in event of failure: 26 hours Door right hinged, reversible	100% CFC/HFC free Soft close door Anti Bacteria – permanent barrier against fungi for fresher foods Automatic defrost Door right hinged, reversible Ventilation in the plinth, no ventilation cut-out in the work surface necessary Variable plinth adaption Height adjustable front feet
Interior features of refrigerator section	5 Height adjustable safety glass shelves, of which one is easyLiftshelf, full extension glass shelf 2 Full extension storage trays 4 Door bins Dairy compartment LED interior light		5 Safety glass shelves, 4 height adjustable, 1 Vario shelf divisible 6 Door bins HydroFresh Box with humidity control	3 Safety glass shelves of which 3 are height adjustable 1 Vegetable compartment with lid 3 Inner door shelves with dairy compartment Interior with metal applications LED interior light
Interior features of freezer section		2 Hinged freezer compartments with transparent front 5 Freezer drawers, incl. 1 Big Box 6 Security glass shelves between freezer drawers LED illumination	2 Transparent freezer drawers including 1 bigBox with freezing calendar VarioZone – removable safety glass shelves for extra space	
Interior features of VitaFresh section	Air Fresh filter Near 0°C Chiller section, 78 L VitaFresh humidity container (about 95% humidity), 25 litre VitaFresh “dry” container (about 50% humidity) LED interior light			
Product Specs	Rating 120W Fridge Capacity: 306 litres net Energy consumption: 121 kWh/yr Unit dimensions (H x W x D): 177.2 x 55.6 x 54.5cm Aperture: (H x W x D): 177.5 x 56.0 x 55.0cm	Rating 120W Freezer Capacity: 213 litres net Energy consumption: 222 kWh/yr Unit dimensions (H x W x D): 177.2 x 55.6 x 54.5cm Aperture: (H x W x D): 177.5 x 56.0 x 55.0cm	Rating: 90W Capacity top fridge: 211 litres net Capacity bottom freezer: 61 litres net Energy consumption 225kWh/yr Unit dimensions (H x W x D): 177.2 x 55.6 x 54.5 cm Aperture (H x W x D): 177.5 x 56.0 x 55.0 cm	Rating: 90W Capacity: 141 litres net Energy consumption: 92kWh/yr Unit dimensions (H x W x D): 82.0 x 59.8 x 54.8cm Aperture: (H x W x D): 82.0 x 60.0 x 55.0cm
Barcode	4242002527024	4242002526959	4242002707013	4242002644035
Price Excl. VAT**	R 26 051.75	R 26 051.75	R 19 823.68	R 11 578.07
Price Incl. VAT**	R 29 699.00	R 29 699.00	R 22 599.00	R 13 199.00



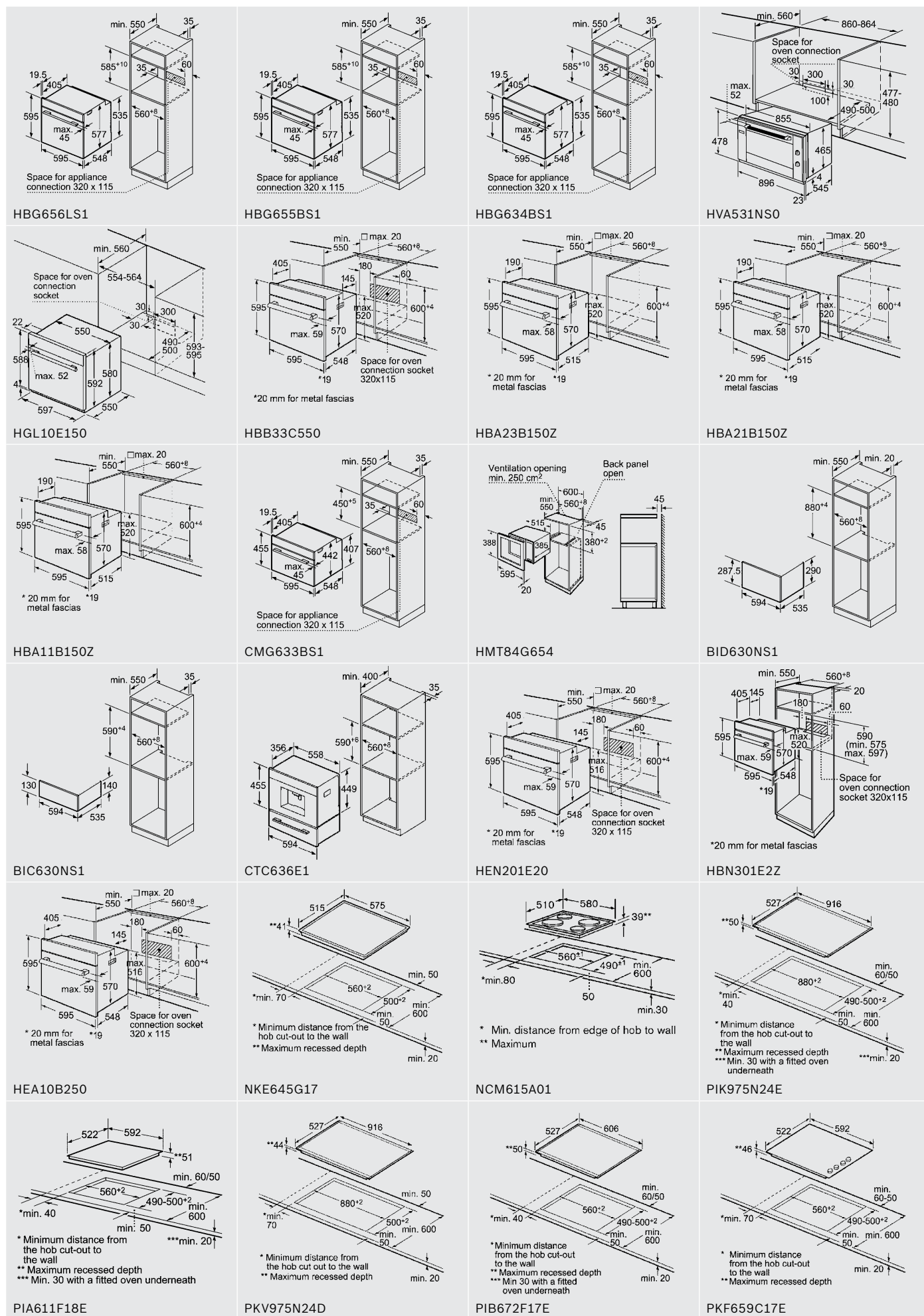
	SMV65N91EU	SMV40D50EU
	           	       
Product Description	ACTIVewater 60 CM FULLY INTEGRATED DISHWASHER WITH OPENASSIST 5 TEMPERATURES	60 CM FULLY INTEGRATED DISHWASHER, SILENCEPLUS 5 TEMPERATURES
Programmes	6 Programmes: Intensive 70°C, Auto 45°-65°C, Eco 50°C, Delicate 40°C, Quick Wash 45°C, Pre Rinse Special functions: VarioSpeed plus, Half Load, Intensive Zone, HygienePlus	4 Programmes: Normal 65 °C, Economy 50 °C, Quick Wash 45 °C, Pre Rinse Special function: Half Load
Comfort and Safety	Number of standard Place settings: 13 BLDC Motor ActiveWater hydraulic system DosageAssist AquaSensor, LoadSensor Detergent Automation Heat Exchanger – for hygienic drying, prevents thermal shock EcoDrying (OpenAssist) Remaining programme time indicator Acoustic end of cycle indicator TimeLight 5 Spray levels with curved spray arms Height adjustable top basket with 3 stage RackMatic VarioFlex Pro Basket System Dishwasher cavity: Stainless Steel	Number of standard Place settings: 12 ActiveWater hydraulic system BLDC Motor DosageAssist EcoSilence Drive AquaSensor – a light barrier recognises the dirt in the water and continues with less soiled water LoadSensor Detergent Automation Heat Exchanger – for hygienic drying, prevents thermal shock Self-cleaning filter system with 3-fold corrugated filter LED programme status indicator Acoustic end of cycle indicator LED salt rinse aid refill indicator Cutlery basket in bottom basket AquaStop with guarantee against flooding Glass care system 5 Spray levels with curved spray arms Dishwasher cavity: Stainless Steel / Polinox
Product Specs	Silence: 42 dB Consumption rate: Eco 50°C / 9.5 liters / 0.92kWh/195min Aperture: (HxWxD) 81.5-87.5 x 60.0 x 55.0 cm Unit dimensions: (H x W x D): 81.5 x 59.8 x 55.0 cm Rating: 2400 W	Silence: 48 dB Consumption rate: Eco 50°C / 10 liters / 0.9kWh/195min Aperture (H x W x D): 81.5-87.5 x 60.0 x 55.0 cm Unit dimensions (H x W x D): 81.5 x 59.8 x 55.0 cm Rating: 2400 W
Barcode	4242002833552	4242002752938
Price Excl. VAT**	R 14 911.40	R 12 016.67
Price Incl. VAT**	R 16 999.00	R 13 699.00

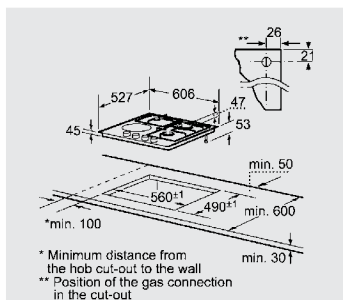
**Recommended Retail Price.

Prices include VAT and are subject to change without prior notice. Guarantee terms and conditions attached.
This price list supercedes all other price lists. No responsibility is accepted for printing errors. E&OE.

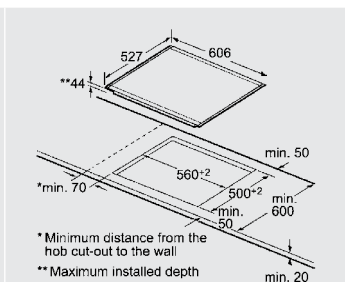


	WKD28541EU
	<div> <div>Energy</div> <div>B</div> </div> <div> <div>Washing</div> <div>A</div> </div> <div> <div>Spinning</div> <div>B</div> </div> <div> </div> <div> </div>
Product Description	AUTOMATIC WASHER DRYER 600-1400RPM
Programmes	Buttons: Start, Spin speed reduction, Modify, Menue, Drying, Temperature and 24 h start delay Large display for programme progress indication, temperature, spin speed, remaining time and 24 h end time delay, display of dry aims Fully electronic control dial for all wash- and special programs Electronic humidity control, Timed programmes EcoSilence Drive Aquatronic wash system ActiveWater™: automatic load adjustment system Foam detection system Unbalanced load detection Buzzer at end of program Childproof AquaStop Door hinged left
Washing Machine	Maximum laod: 7kg Special Programmes: Rinse, Night Wash, Mixed load, AllergyPlus, Quick 15', Rinsing/Spinning, Drain/Spin, Wool, Delicates/Silk
Dryer	Maximum load: 4kg Special programmes: Fluff removal cycle
Product Specs	Capacity: 7kg washing / 4kg drying Drum volume: 52L Noise level washing: 57dB Noise level spinning: 74dB Label: B/A Rating: 2300W Unit dimensions: (H x W x D): 82.0 x 59.5 x 58.4 cm
Barcode	4242002876856
Price Excl. VAT**	R 19 297.37
Price Incl. VAT**	R 21 999.00

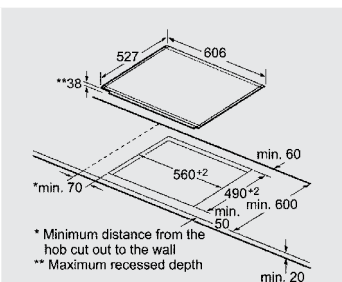




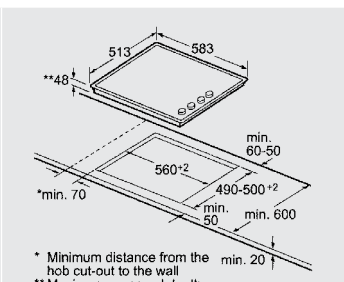
PRY626B70E



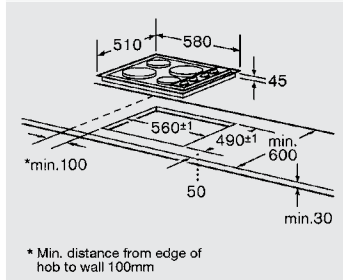
PKN675N14D



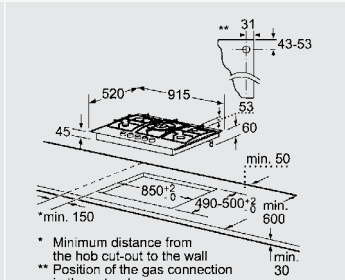
PKF675F17E



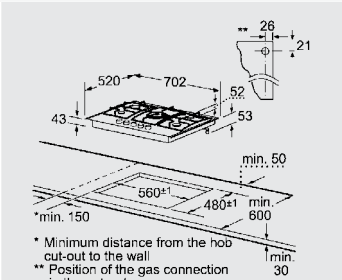
PKE645C17E



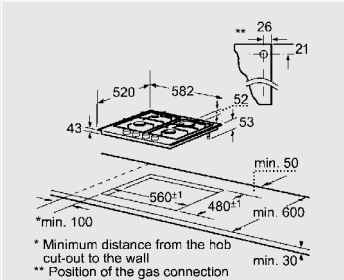
NCT615C01



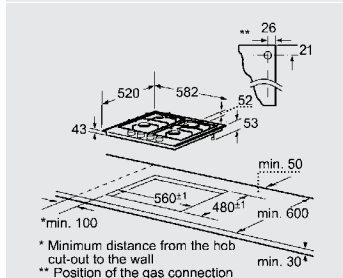
PCR915B91E



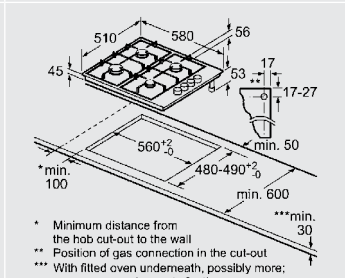
PCQ715B90Z



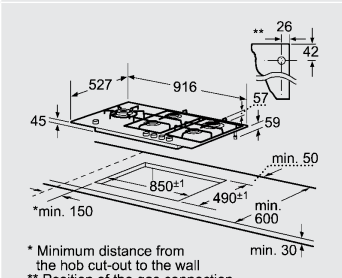
PCP615B90E



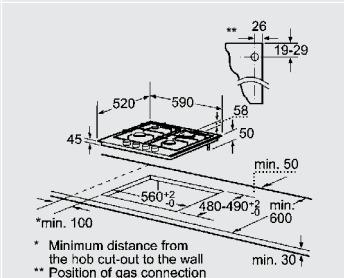
PCP615B80Z



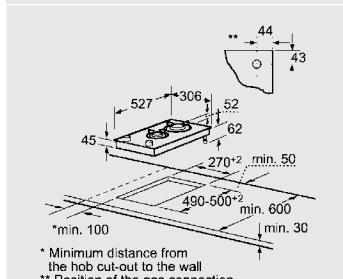
PBP6B5B80L



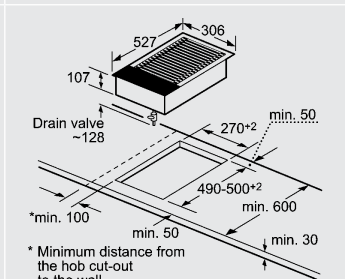
PRS926B70E



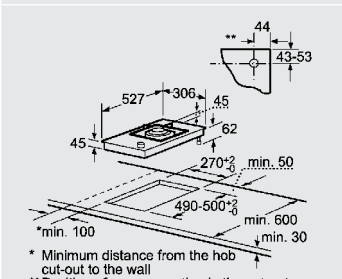
PPP616B21E



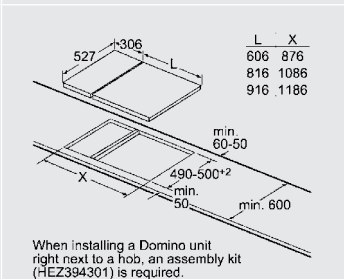
PSB326B21E



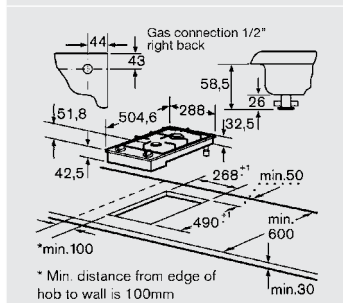
PKU375FB1E



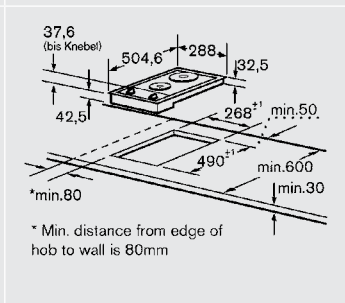
PSA326B21E



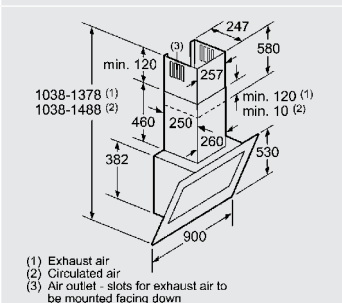
PKF375V14E



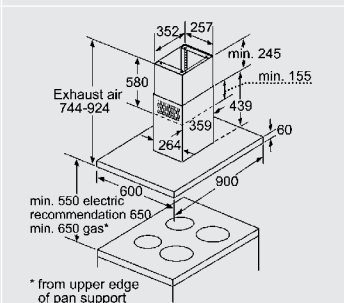
PCD345D



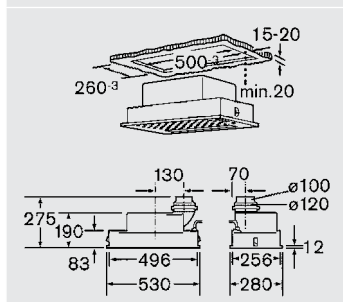
PCX345EO



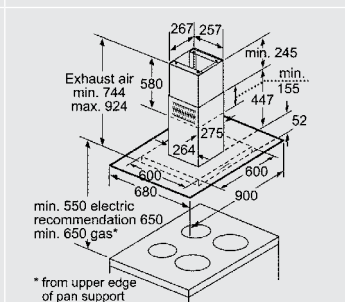
DWK098G60



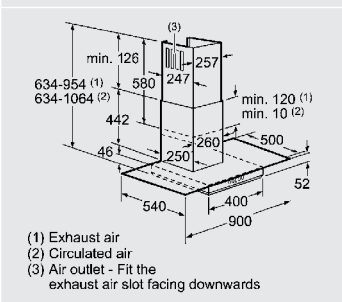
DIB097A50



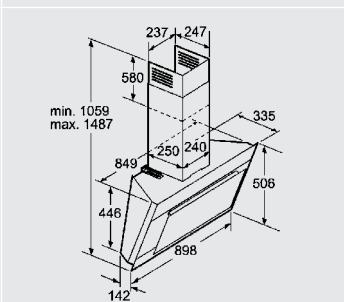
DHL535CZ



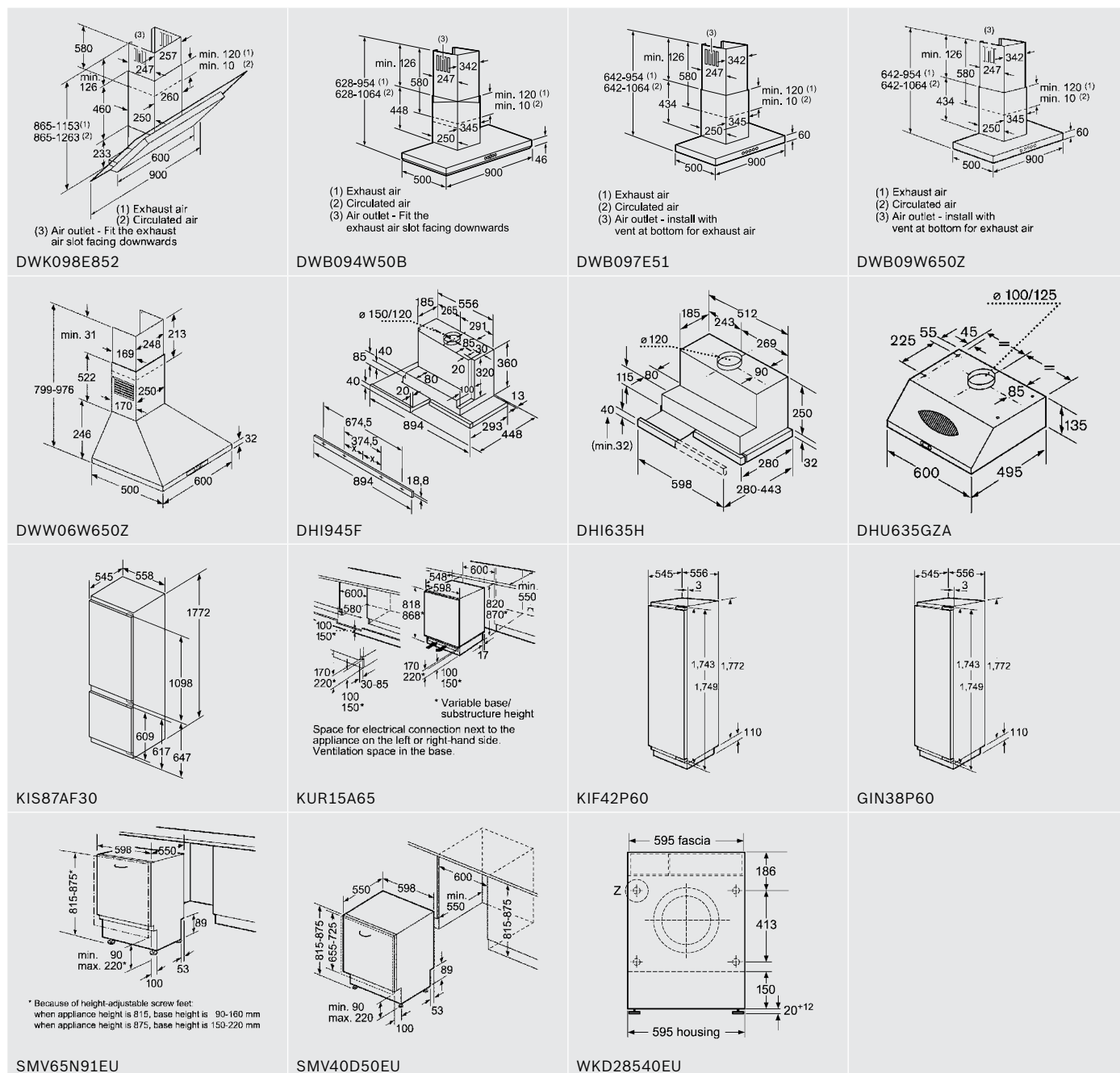
DIA098E50



DWA097E50



DWK09G660



Measurements in mm

Guarantee Conditions*

Guarantee is not valid if appliance is used in an industrial application.

Total guarantee period: 5 years from date of purchase.

CTL636ES1 coffee machine guaranteed for 3 years from date of purchase.

Transport damages will only be accepted 7 days after delivery to end user or contractor working on behalf of end user (kitchen company, building contractor).

First year full guarantee on parts and labour – excluding very fragile parts i.e. glass, plastic, light bulbs.

Second year guarantee on all functional parts only: electronics, timers, switches, pumps, motors, compressors, locks, valves, thermostats, fan, plus labour to repair or replace.

Third year guarantee on all functional parts only: electronics, timers, switches, pumps, motor, compressor, locks, valves, thermostats.

After guarantee expires, customer must pay a charge of R430 excl. VAT (annual increase applies) towards labour costs.

Condition governing appliance service

1. A guarantee claim ceases once repair or work is undertaken by a person not entitled by BSH to do so or if the appliance is provided with spare parts, attachments or accessories that are not original, therefore causing damage.
2. The guarantee is given in such a manner that defective parts are repaired free of charge or – and this is BSH choice – replaced by perfect parts.
3. A claim under guarantee does not cause an extension of the guarantee period nor does it start a new guarantee period.
4. If BSH refuses repair or repair fails and the end user so requires, a replacement of equal value is supplied free of charge within the above guarantee period.
5. These conditions of guarantee are applicable to appliances purchased in South Africa. If appliances are taken abroad and meet the technical requirements (e.g. voltage, frequency, type of gas etc) of such country while also being suitable for the respective climate and environmental conditions, these terms of guarantee are applicable only if BSH have an approved customer service network in such country.

* Valid from February 2008